

Tony Hawk's Underground 2: World Destruction Tour FAQ/Walkthrough

by Fasta Killa

Updated to v1.0 on Oct 19, 2005

This walkthrough was originally written for Tony Hawk's Underground 2: World Destruction Tour on the GBA, but the walkthrough is still applicable to the Xbox version of the game.

&&&&&&& & & & & &&&& &&&&
& & & & & & &
& &&&&&& & & & && &&&&
& & & & & & & &
& & & &&&&& &&&& &&&&

TONY HAWK'S UNDERGROUND 2

Tony Hawk's Underground 2 FAQ
For Gameboy Advance
Written by Fasta Killa
Version 1.0 - October 19, 2005

1.0 - TABLE OF CONTENTS

- 1.0 - Table of Contents
 - 1.1 - Version History
 - 1.2 - Info you should know
 - 1.3 - Music
 - 1.4 - PS2/GBA similarities
 - 2.0 - Story Mode
 - 2.1 - Arcade Mode
 - 3.0 - Characters
 - 4.0 - Secrets/Minigames
 - 5.0 - Gaps
 - 6.0 - Stats
 - 7.0 - Credits
 - 8.0 - Legal Info
-

1.1 - VERSION HISTORY

Version 1.0 - First version has full walkthrough of story mode and arcade mode.

1.2 - INFO YOU SHOULD KNOW

This FAQ/Walkthrough is for the GBA version of THUG2.

You can edit specials. If you don't want something to be Down, Right, A, you can make it Up, Down, A, or whatever you want.

The controls are the same as the other Tony Hawk games for GBA. The new feature is focus mode, where you push L during a combo to slow down time. This helps with balance, and you can do more tricks while in the air.

1.3 - MUSIC

The songs in this game include some cut up songs from the console versions.

The Doors - Break on Through (to the Other Side)

Ramones - Rock 'N' Roll High School

Grand Puba - I Like It

Metallica - Whiplash

(There are 1 or 2 more that I don't know the name of)

1.4 - PS2/GBA SIMILARITIES

I haven't played the Xbox or Gamecube versions, but they are probably similar to the PS2 version. These are the features from the PS2 game that made it to the GBA game.

-Focus Mode

-Natas Spin

-Playable characters from the PS2 version (Tony Hawk, Bob Burnquist, Eric Koston, Bam Margera, Rodney Mullen, Chad Muska, Mike Valley, Eric Sparrow, and Big Foot) made it into the GBA version. Steve-O, Phil Margera, Wee-Man, Jesse James, Paulie, the Tagger, and Natas are in the GBA version but you can't skate as them. Jesse's scooter is in the game, but the other special vehicles aren't. The shopping cart wasn't in the PS2 game but it is in the GBA version.

-Levels

*Boston

-The steps with the 2 statues

-The cannon and the big statue

-The subway entrance QPs

-A construction area (it looks a lot different though)

*Barcelona

-The winding ledges with the castle-type building

-A big lizard statue

-The raised platform with the benches (it has a roof in the PS2 version)

-A big bouy line that you can grind

*Berlin

-The big pipe you can grind

*Australia

-The beach, but you can skate on it this time

-The koala statue

-A lifeguard's tower

-A big stairset

-A pool with a little bit of water inside

-The parking lot with the raised walkway

*New Orleans

-The graveyard with the raised structure in the middle

-The trolley

- Water on the other side of the rail
- The church statue
- The roof with the helicopter landing pad
- The giant margarita
- *Skatopia
 - The skatopia sign
 - A big hill

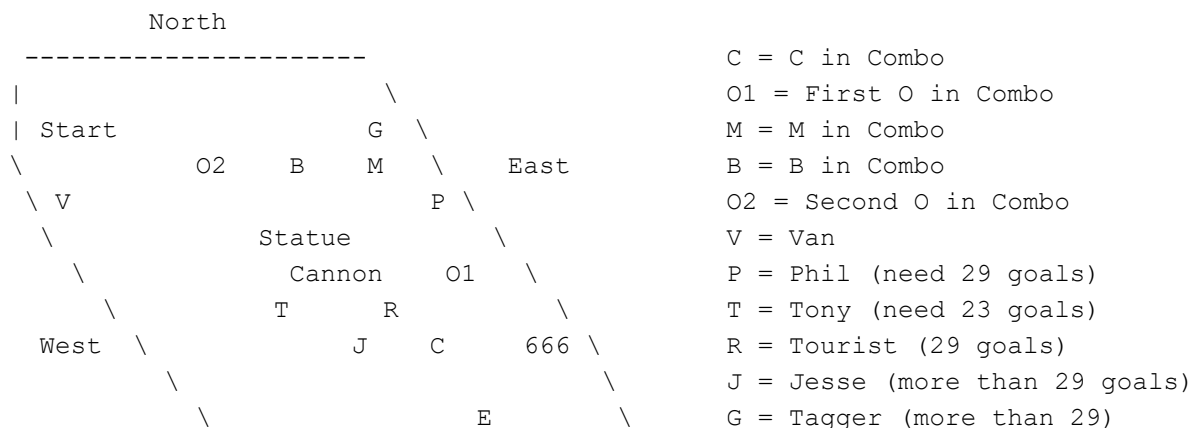
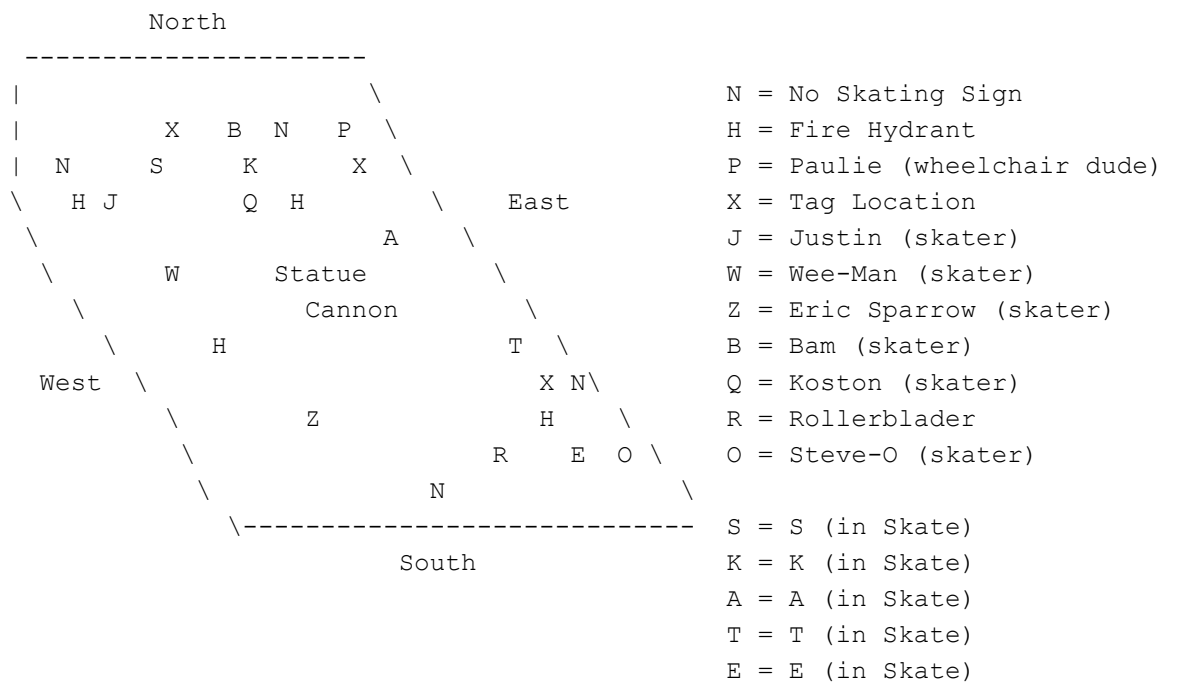
2.0 - STORY MODE

At the beginning, you choose between Pro - Normal Mode and Grom - Kid Mode. I picked Pro - Normal Mode and I don't know the differences. Then you get to pick a name and your appearance (gender, regular/goofy, face, shirt, pants, and shoes).

You find out that Tony Hawk kidnapped you for a world-secret skating tour. He gives you a cell phone so you can get text messages from him. Your first message tells you to head to the construction area. You can go there now, or to someone else, or you can build up your stats first (see 7.0 - Stats).

BOSTON

I have 2 maps so they won't get as crammed.



\-----

E = Joe (more than 29)

South

666 = Natas (more than 29)

For each level, you will need to get a number of goals done. Walk up to someone and push L to get the instructions. You can go to the van area to save the game (push L when you're close enough).

After about 23 Goals you should get another text message about team goals. Now you can talk to Tony in the statue area.

After 29 goals you'll get a message about pro goals.

After 35 goals, Tony and Bam talk about who will get cut, then you get a text message that tells you to go to the van. Once you're done, pause then change level to go to Barcelona.

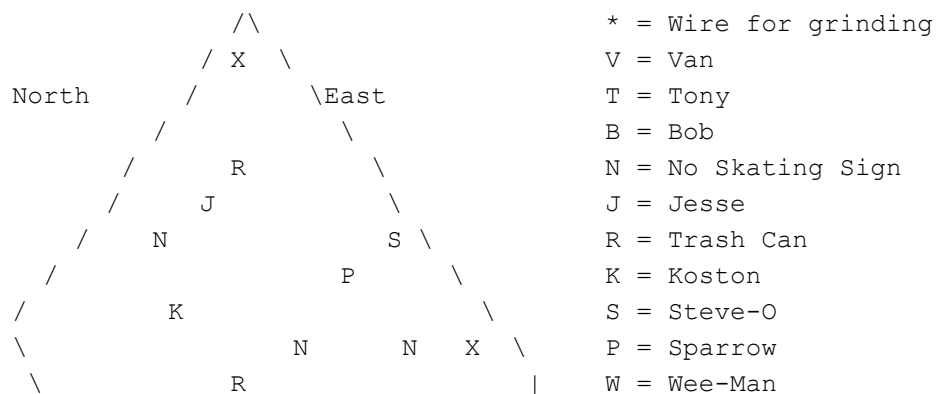
Goals

1. Tutorial 180 Ollie (Talk to the rollerblader, then ollie and spin 180 degrees by tapping left/right twice or holding left or right until you spin halfway around)
2. Tutorial Manual (Talk to the rollerblader, start a manual, then go across the street to get the "Tiny Road" Gap)
3. Tutorial No Comply (Talk to the rollerblader and do a 'no comply' by pushing up right before you ollie)
4. Tutorial Flip Tricks (Talk to rollerblader then do kickflip by pushing left and L while in the air)
5. Tutorial Grab Tricks (Talk to rollerblader then do a tailgrab by pushing down and R while in the air)
6. Tutorial Lip Tricks (Talk to rollerblader then do a lip trick on the ramp she tells you to, by pushing A at the top)
7. Tutorial Grind (Talk to rollerblader, then do a 50-50 grind on something)
8. Tutorial Combo (Talk to rollerblader and land a 500 point combo)
9. Tutorial Spine Transfer (Talk to rollerblader and do a spine transfer over the ramp by holding R and L)
10. Tutorial Wallride (Talk to rollerblader then find a flat wall to wallride, there is a good wall East of her)
11. Tutorial Run-Out (Talk to rollerblader then do a run-out)
12. Tutorial Skitch (Talk to rollerblader then skate over to the green truck in the North road and skitch it)
13. Tutorial Tagging (Talk to Steve-O then tag the X he shows you)
14. Tutorial Natas Spin (Talk to Steve-O then Natas Spin the fire hydrant)
15. Tutorial Focus (Talk to Steve-O, then do enough tricks to fill up the special meter, then do a focus)
16. Tutorial Push-Off (Talk to Steve-O, then slap a sticker on the no smoking sign by doing a push-off)
17. Tutorial Tantrum (Talk to Steve-O, then do a big combo and crash at the end instead of landing it, then quickly press the button combination it gives you to tantrum)
18. Get the Bladers (Talk to Bam, then skate over to the south road and run into the skater, then skate around to the west road and hit the other one)
19. Transfer Statehouse Door (Talk to Koston, then skate over to where he shows you, skate up one side and land on the other side, you'll see an X between them)
20. Collect SKATE (Talk to Wee-Man then collect the skate letters as seen on the map)
21. Tennis Challenge (Talk to Bam then beat a few levels of the tennis game, then talk to him again when you're done)
22. Collect COMBO (Talk to Wee-Man, then get the combo letters. All you have to do is get the C, then while keeping the combo, grind around the curbs to get the other letters and jump when

you need to)

23. Get 10,000 Points (Talk to Sparrow, then do whatever you need to do to get 10,000 points)
24. Construction Area Combo (Talk to Sparrow, then land a 10,000 point combo in the construction area)
25. Lip Trick Washington (Talk to Koston, then do a lip trick on the statue in the middle of the level)
26. Paulie's Quest (Talk to Paulie, then get his foam hand from the South side of the level)
27. Skitch the Car (Talk to Justin, then find the green truck and skitch it)
28. Team Kickflip Park Steps (Talk to Tony, then kickflip the park steps, those are the steps just north of the statue)
29. Team Kickflip Park Steps (You'll need to change skaters for this one. Pause, then quit to skate van, then choose teammate, and pick any other than your custom skater - Bob, Rodney, Chad, or Mike, then continue game and talk to Tony. Kickflip over the steps like before.)
30. Team Grind Around Pool (Talk to Tony first as your custom skater, then go over to the southwest pool and grind it until the blue letters 'pool grind' come up)
31. Team Grind Around Pool (Pick a pro skater then talk to Tony and grind it)
32. Team:10,000 While on Fire (Talk to Tony as your custom skater, then get 10,000 points while you're on fire)
33. Team:10,000 While on Fire (Talk to Tony as a pro and get 10,000 points)
34. Tony Tagging Challenge (Talk to Natas and to the tagging minigame then talk to Natas again)
35. Joe's Grind Transfer (Talk to Joe as a pro skater, then grind the north side of the ramp he shows you and jump onto the board)
36. Trick the 4 Hydrants (Talk to Natas then to a natas spin on each of the fire hydrants)
37. Stylin' Challenge (Talk to Phil Margera then do the freestyle minigame, then talk to Phil again. You need to be a pro)
38. Tag 2 Spots (Talk to the Tagger, then spraypaint the close X and skate to the one west of you and get that)
39. 20,000 While on Fire (Talk to Joe as a pro then get 20000 points)
40. Grind Both Hearts (Pick a pro then talk to the tourist. Then grind the two heart-shaped ledges. You don't need to get them in one combo but you do need to grind each one all the way around)
41. Subway Entrance Lip (Talk to the tagger, he's slightly southeast of his first position, then lip the subway)
42. Scooter Grind Old Cannon (Talk to Jesse and grind the cannon)
43. Captain Says (Pick a pro, then talk to Phil and do the tricks he tells you to)

BARCELONA



```

* \ W | X = Tag Location
* \ B R |
* / T /
* / /
* / X V /
 \ R /\ / South
 \ / \ /
West \ / -----

```

```

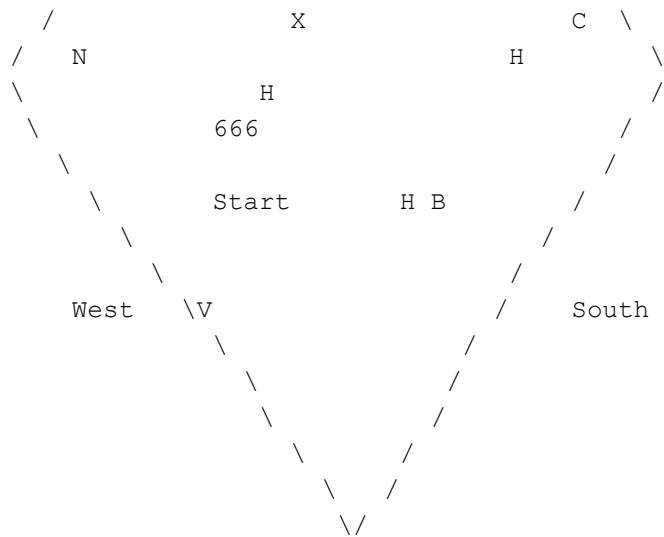
North /\
 / \ East
 / \
 / \
 / \ H \
 / \ E T \
 / O2 L \
 \ P B A |
* \ M K |
* \R G|
* / O1 S /
* / 666 /
* / U C Start /
 \ /\ / South
 \ / \ /
West \ / -----

```

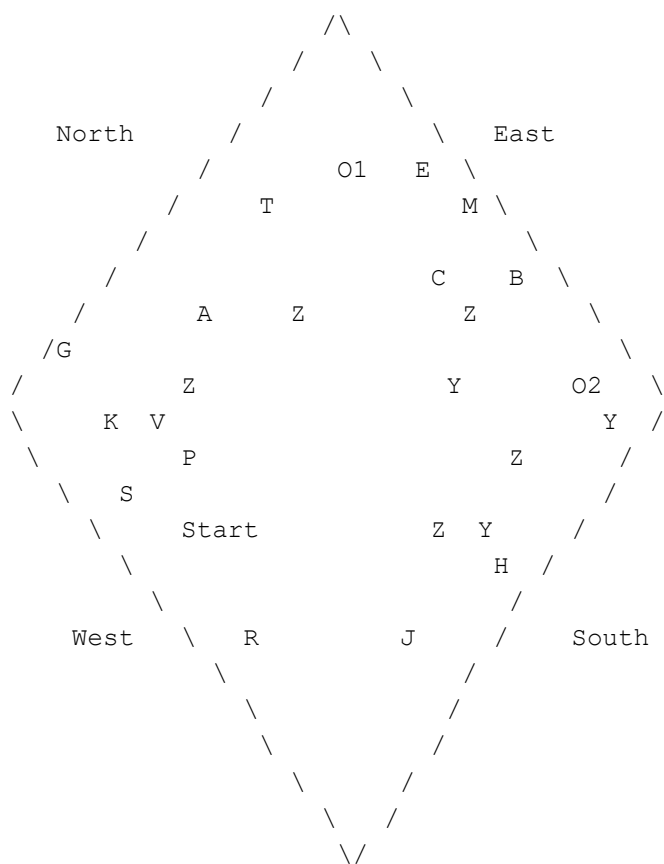
S = S in SKATE
K = K in SKATE
A = A in SKATE
T = T in SKATE
E = E in SKATE
L = Lizard
C = C in COMBO
O1 = first O in Combo
M = M in COMBO
B = B in COMBO
O2 = second O in Combo
U = Bam (after 12 goals)
666 = Natas (after 12 goals)
R = Tourist (after 12 goals)
P = Paulie (after 12 goals)
H = Phil (after 12 goals)
G = Tagger

When you get to Barcelona you should get 2 messages (from Tony and Bob). After you get 12 goals, Tony Hawk will talk to you about the rookie trade. You get traded for Sparrow so you're now on Bam's team. Then you get a text message saying you can leave to the next city if you want.

1. Knockdown Tourists (Talk to Jesse, then hit the first tourist west of him, close to the trash can, then go west to hit the other tourist, this one is also near a trash can, then go northeast to hit the last one)
2. Score 10,000 With Scooter (Talk to Jesse, then keep doing grinds, flip tricks, and air tricks to get all the points)
3. Collect SKATE (Talk to Tony then get the S right by him. Keep skating northeast to get the K, then go north to the A, keep going north to get the T northeast of the lizard, then go up the QP north of the lizard to get the E)
4. Collect COMBO (Talk to Tony, then skate to the C and grind the pool, jump and grind the next one to get the first O, then jump into a manual in a straight line to get the M, B, and last O, if you have the special meter filled up you can do a focus if you want)
5. Lip Train Station Roof (Talk to Koston, then skate to the train station just north of you and do a lip trick)
6. Waterfront Combo 30,000 (Talk to Koston, then go to the west area of the level and get a 30,000 combo. You can grind and manual, or do a bunch of airtricks in the pool if you want)
7. Skitch Car (Talk to Sparrow then go to the road and skitch the truck)



O = Cop
M = Mike



S = S in SKATE
K = K in SKATE
A = A in SKATE
T = T in SKATE
E = E in SKATE
C = C in COMBO
O1 = first O in COMBO
M = M in Combo
B = B in Combo
O2 = second O in COMBO
P = Paulie (after 12 goals)
R = Tourist (after 12 goals)
J = Jesse (after 12 goals)
H = Phil (after 12 goals)
V = Steve-O (after 12 goals)
G = Tagger (after 12 goals)
Y = Cop for knocking down
Z = Spray Can

When you get 12 goals Tony and Bam will talk about the rookies. Then you get a text message that says you're ready to move on.

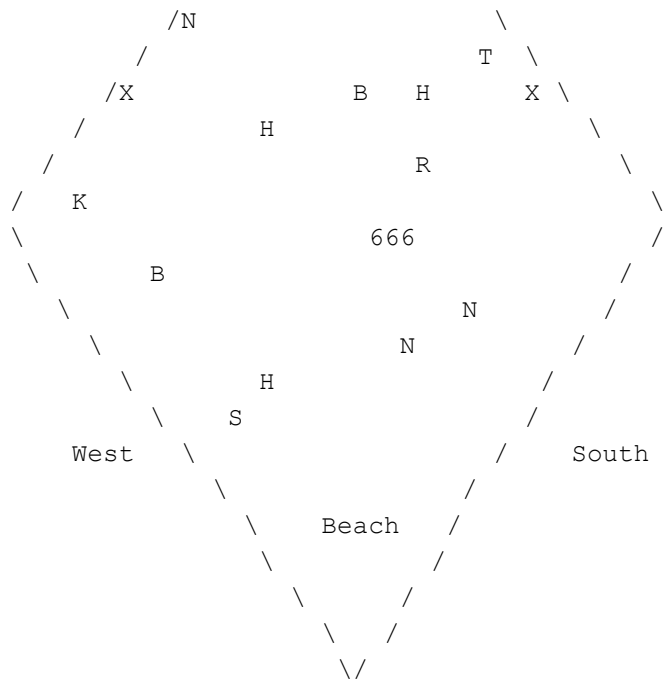
1. Lip Trick Berlin Wall (Talk to Tony, then lip trick the Berlin Wall)
2. Sticker 3 No Skate Signs (Talk to Tony and slap stickers on the 3 signs)
3. Collect SKATE (Talk to Bob, then get the SKATE letters)
4. Collect COMBO (Talk to Bob and get the COMBO letters. To do this you need to grind the ledge with the C going north, then go up the QP at an angle and grind it to get the first O. Keep grinding to get the M, then at the end you need to jump off so manual to get the B, then make your way to the second O which is south of the B)
5. Natas Spin the 4 Hydrants (Talk to Natas and Natas Spin the 4 hydrants)
6. Spray Tag the 3 Marks (Talk to Natas and Tag the 3 X marks)
7. High Score in Tag Minigame (Talk to Mike, then beat the level in the tag minigame, then talk to him again)
8. Grind Around 2 Vents (Talk to Bob, then go to the northeast corner of the level, get on the north roof and grind the oval and

- get on the east roof and grind the oval)
9. Beat the Horse Challenge (Talk to the cop and do the horse challenge. You have to start the combo as soon as you do the first trick. First you need a 5,000 combo, then 10,000 combo, then 15,000. If you mess up, you get a letter, and if you get 5 letters you lose)
 10. Combo 80,000 With Focus (Talk to Rodney and use focus in an 80,000 combo)
 11. Team: Impress a Pedestrian (Talk to Chad then skate over to the cop he shows you and do a few tricks near the cop to get ped props)
 12. Team: Impress a Pedestrian (Talk to Chad as a pro, then get ped props from a cop)
 13. Team: Manual Across Ramp (Talk to Chad then manual down the ramp he shows you)
 14. Team: Manual Across Ramp (Pick a pro, talk to Chad, then manual the ramp again)
 15. Team: Tantrum 25,000 (Talk to Chad then mess up a 25,000 combo and do a tantrum)
 16. Team: Tantrum 25,000 (Talk to Chad as a pro then tantrum 25,000)
 17. Knock Down the 3 Cops (Pick a pro, talk to Jesse and run into the 3 cops)
 18. Combo 20,000 on Scooter (Pick a pro and talk to Jesse, then get a 20,000 combo on a scooter. There are different ways to do this but one good way is grinding around the underground section in the southeast corner and doing grab/flip tricks)
 19. Beat the Competition (Pick a pro, talk to Steve-O and beat the competition. Try to get at least 60,000 points or so each run)
 20. Get a High Score of 90,000 (Pick a pro, talk to Steve-O, and get 90,000 points)
 21. Score 100,000 on Fire (Pick a pro and talk to the tourist. Then get 100,000 points)
 22. 5-0 Grind the Gray Pipe (Pick a pro and talk to the tourist, then 5-0 grind the gray pipe. If you grind it but it's not a 5-0 grind, you can link it to a 5-0 and it will still count)
 23. Collect the Spray Cans (Pick a pro, talk to the tagger, then
 24. Skitch the Vehicle (Pick a pro, talk to the tagger, then skitch the green truck)
 25. Stylin' Challenge (Pick a pro, talk to Phil then beat 3 rounds of the freestyle minigame, then talk to him again)
 26. Cart Race Through Berlin (Pick a pro and talk to Paulie, then do the cart race. Get the first mark, turn right and get the next one, then turn left and get one, then turn right and get one, then go straight to get the next two, turn left to get one, turn left again to get one, turn right and get one, turn left and get one, then go northeast to get the last one)

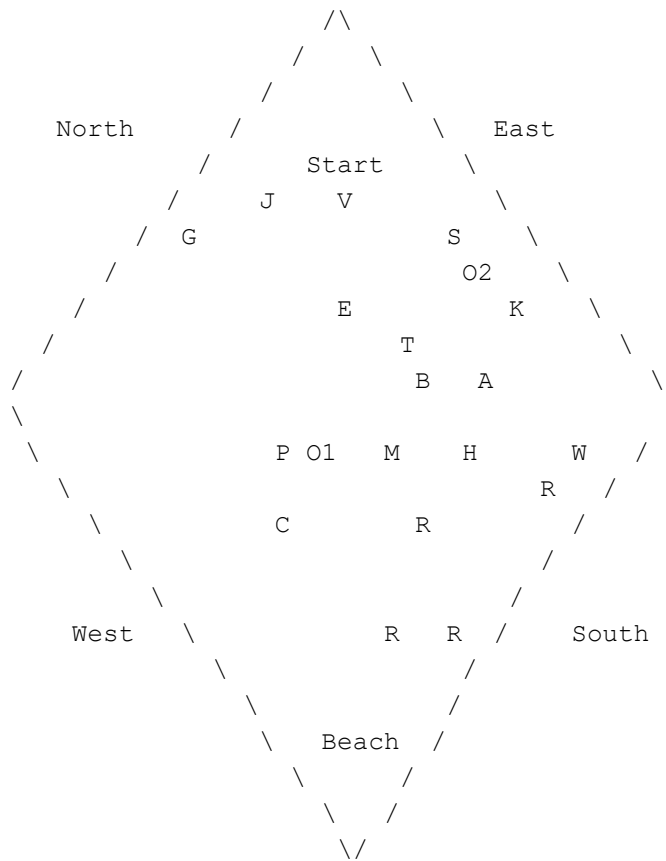
AUSTRALIA

You'll get two text messages from Tony when you get here.

	/\				K = Koston
	/	\			V = Van
	/X	H V\			B = Bam
North	/		\	East	H = Fire Hydrant
	/	Start	\		666 = Natas



N = No Skating Sign
 X = Tag Location
 T = Tony
 R = Tourist
 O = Bob
 S = Sparrow



S = S in SKATE
 K = K in SKATE
 A = A in SKATE
 T = T in SKATE
 E = E in SKATE
 C = C in COMBO
 O1 = first O in COMBO
 M = M in COMBO
 B = B in COMBO
 O2 = second O in COMBO
 J = Jesse (after 12)
 G = Tagger (after 12)
 V = Steve-O (after 12)
 P = Paulie (after 12)
 W = Wee-Man (after 12)
 H = Phil (after 12)
 R = Tourist

After 12 goals, Bam and Tony will talk again, and you get more text messages from Tony.

- 1.Red Half Pipe Combo 20,000 (Talk to Bam, then get into the halfpipe just southwest of him and get a 20,000 combo)
- 2.Skitch the Vehicle (Talk to Bam and skitch the green truck)
- 3.Collect SKATE (Talk to Sparrow and collect the SKATE letters)
- 4.Collect COMBO (Talk to Sparrow and get the COMBO letters. First skate up the ramp and grind the edge in the middle to get the C, ollie off and grind the next edge or manual first if you need to. When you get the O, ollie off and manual to get the M. You'll have to curve to the right a little. Once

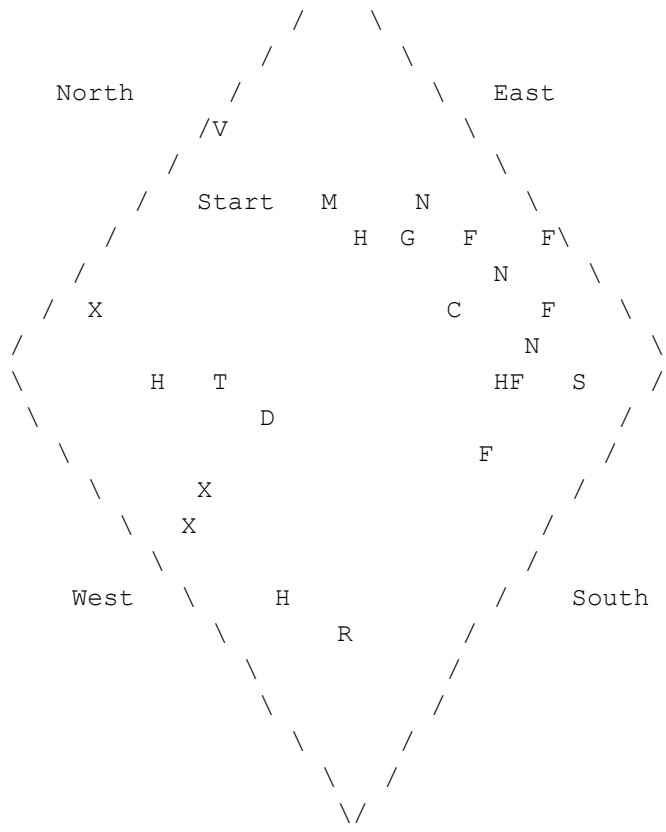
you get the M, grind the rail going east and get the B at the end, then keep going straight and air off the ramp to get the O)

- 5.Tag the 3 Spots (Talk to Natas then tag the 3 spots)
- 6.Tennis Challenge (Talk to Natas then play the tennis minigame to round 10, then talk to him again)
- 7.Sticker 3 No Skate Signs (Talk to Koston then sticker slap the 3 signs)
- 8.Crooked Grind Tower (Talk to Koston and crooked grind the tower. Crooked Grind is Up+Right A or Up+Left A depending on the angle you hit it from and your stance)
- 9.Natas Spin the 4 Hydrants (Talk to Bob then Natas Spin the 4 hydrants)
- 10.Impress 2 Rollerbladers (Talk to the tourist, then do tricks by the 2 rollerbladers and get ped props)
- 11.Team: Grind Koala Fountain (Talk to Tony and grind around the fountain)
- 12.Team: Grind Koala Fountain (Pick a pro, talk to Tony, and grind the fountain)
- 13.Team: Transfer the Tunnel (Talk to Tony then transfer over the tunnel)
- 14.Team: Transfer the Tunnel (Pick a pro, talk to Tony, then transfer)
- 15.Team: 40,000 in Blue Pool (Talk to Tony then get a 40,000 combo in the pool)
- 16.Team: 40,000 in Blue Pool (Pick a pro, talk to Tony, and get a 40,000 combo in the pool)
- 17.Scooter Race (Pick a pro, talk to Jesse, then keep going west to get the first 4 marks, then go south a little to get the next one, then go southeast to get one, go up the QP east of you to get the next one, and level out onto the platform. Get the mark going east down the ramp, and go east to get 3 more)
- 18.Scooter Combo 40,000 (Pick a pro, talk to Jesse, then do a scooter combo with at least 40,000 points. Since you can't manual, a good place to get the points is in the pool, grinding the ledges and doing scooter grabs and scooter flips between grinds)
- 19.High Score 120,000 (Pick a pro, talk to Phil, then get 120,000 points)
- 20.Captain Says (Pick a pro, talk to Phil, then do the tricks he says)
- 21.Varial Heelflip Steps (Talk to Paulie, then do a varialheelflip over the steps which is Down+Right A)
- 22.Combo 100,000 on Fire (Talk to Paulie as a pro, then get a 10,000 combo)
- 23.Cart-Race in Australia (Pick a pro, talk to Wee-Man, then do the cart race. Go up the ramps to get the first 3, then air up the rounded QP, then get the other 2 on the ramp and the one west of the ramp, then air up the QP against the west wall. Spine transfer over the QP east of the wall, keep going east to get the last 2 marks)
- 24.Knockdown 4 Tourists (Pick a pro and talk to Wee-Man, then knock over the tourists)
- 25.Score 100,000 Focus Mode (Talk to Steve-0 as a pro, then get a 100,000 combo and use focus)
- 26.Tagging Challenge (Talk to the tagger as a pro and do the tagging minigame and talk to him again)

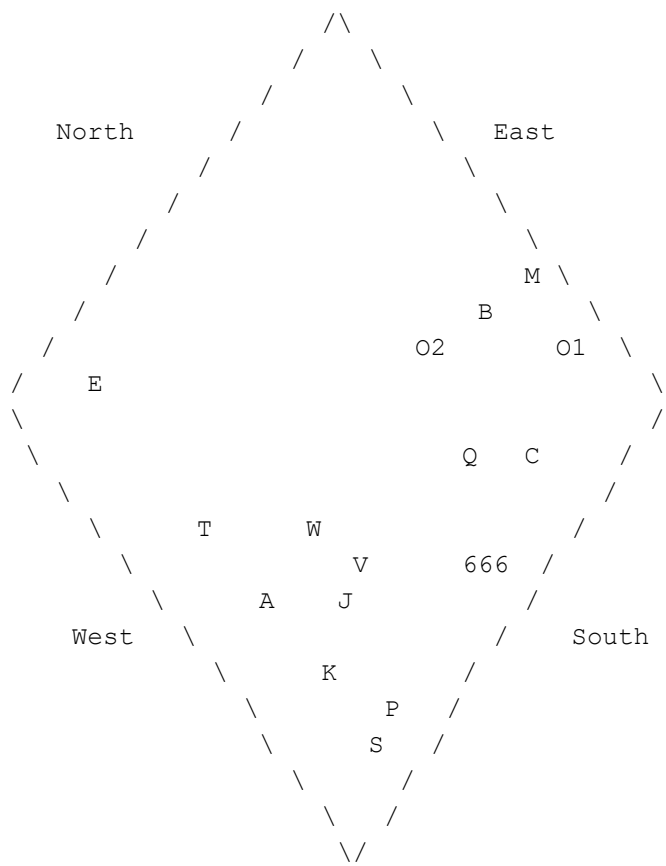
SUBURBIA

This level was also in THPS 3 for GBA.

When you get here, you get a message from Bam, and one from Rodney.



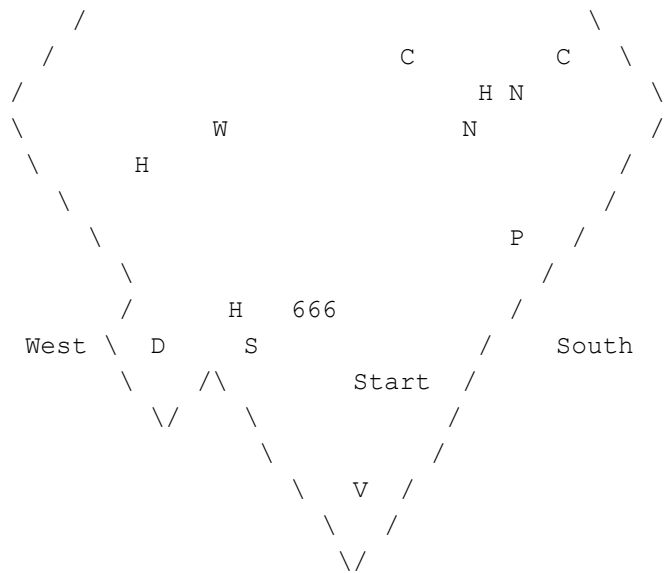
- V = Van
- T = Tony
- H = Fire Hydrant
- G = Tagger
- N = No Skating Sign
- X = Tag Location
- C = Chad
- R = Tourist
- S = Sparrow
- D = Rodney
- F = Spray can



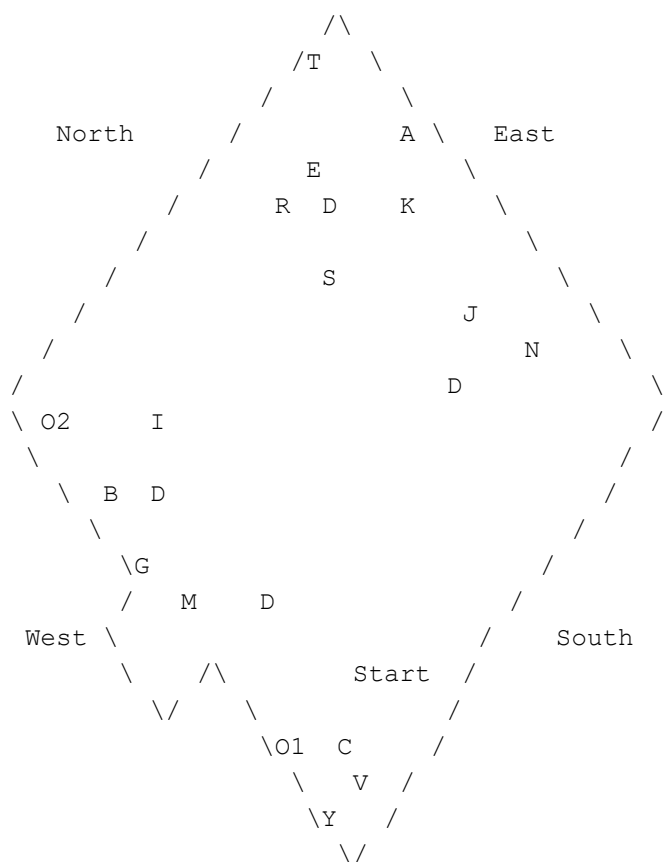
- S = S in SKATE
- K = K in SKATE
- A = A in SKATE
- T = T in SKATE
- E = E in SKATE
- C = C in COMBO
- O1 = first O in COMBO
- M = M in COMBO
- B = B in COMBO
- O2 = second O in COMBO
- W = Wee-Man (after 12)
- P = Phil (after 12)
- 666 = Natas (after 12)
- Q = Bob (after 12)
- J = Jesse (after 12)
- V = Steve-O (after 12)

Tony and Bam talk again after you get 12 goals. Then you get 2 messages from Bam.

1. Cart Race in Suburbia (Talk to Mike, then do the cart race. Go straight to get the first 3, curve south to get the next 4, then roll up the house to get another one, get onto the house diagonal to you to get the next one, get off to get the one on the ground, then go up on the house just southeast of you to get the last mark)
2. Natas Spin the 4 Hydrants (Talk to Mike then Natas Spin the 4 hydrants)



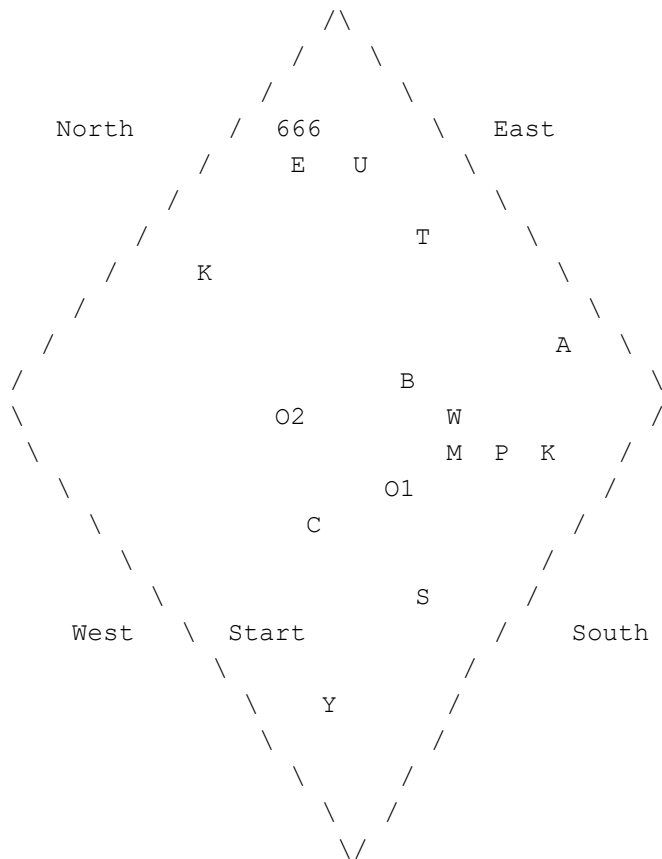
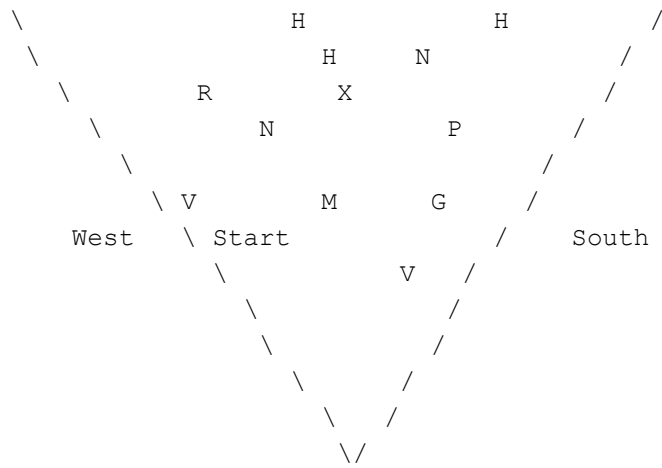
G = Tagger
W = Sparrow
C = Cop for Knocking Down
D = Chad



S = S in SKATE
K = K in SKATE
A = A in SKATE
T = T in SKATE
E = E in SKATE
C = C in COMBO
O1 = first O in COMBO
M = M in COMBO
B = B in COMBO
O2 = second O in COMBO
D = Beads
G = Bam (after 12 goals)
N = Koston (after 12 goals)
R = Tourist (after 12 goals)
I = Ian (after 12 goals)
Y = Tony (after 12 goals)
J = Jesse (after 12 goals)

You get 2 text messages from Tony after 12 goals. When you change back to the original skater, Tony and Bam talk to each other again.

1. Nosegrind Trolley Tracks (Talk to Steve-O then nosegrind the Trolley Tracks. Nosegrind is Up + A)
2. Knockdown 4 Cops (Talk to Steve-O then knock over the 4 cops)
3. Collect SKATE (Talk to Natas then collect the SKATE letters)
4. Collect COMBO (Talk to Natas then get the letters in one combo. Ollie into the C then manual west and grind the rail going north to get the O. Ollie and grind the next rail to get the M. Ollie and grind the rail again to get the B, then ollie off the rail, manual, and skate up the QP to get the O)
- 5.2 Church Yard Spines (Talk to Phil, then do the 2 church yard spine transfers)
6. Lady's 4 Beads (Talk to Phil and collect the 4 beads)
7. High Score 175,000 (Talk to Sparrow then get 175,000 points)



- S = S in SKATE
- K = K in SKATE
- A = A in SKATE
- T = T in SKATE
- E = E in SKATE
- C = C in COMBO
- O1 = first O in COMBO
- M = M in COMBO
- B = B in COMBO
- O2 = second O in COMBO
- P = Phil (after 12 goals)
- K = Koston (after 12 goals)
- Y = Bob (after 12 goals)
- W = Wee-Man (after 12 goals)
- 666 = Natas (after 12 goals)
- U = Bam (after 12 goals)

After 12 goals, Tony says you won. Then you get 2 messages from Tony. It might now say that you have only 10 goals (it forgets that you got the 2 team goals for some reason). Then when you get the next 2 team goals (the biggest pool grind), it will say you only got the last one for a total of 11 goals when it should be 14. Then when you get the next 2 team goals (manual across roof) it will say you didn't get any of the team goals, leaving you with 10 points instead of 16. From this point on it will say you only have 10 goals done.

1. Transfer Wooden Steps (Talk to Mike then transfer the wooden steps)
2. Natas Spin Four Chimneys (Talk to Mike then Natas Spin the 4 chimneys)
3. Get S-K-A-T-E (Talk to Paulie then collect the SKATE letters)
4. Get C-O-M-B-O (Talk to Paulie and get the COMBO letters. One good way to get them is to go up the QP north of the steps grinding south and ollie to get the C, then land in a grind and keep grinding to get the first O. Ollie off the platform and grind the pipe or manual to get the M. Make your way north and grind the edge of the QP. You might need to run out if you lost speed. Keep grinding to get the last O)
5. Beat the Competition (Talk to Sparrow then get a gold in the competition.)

Try to get around 70,000 or more points each run)

- 6.High Score 250,000 (Talk to Sparrow then get 250,000 points)
- 7.Manual Down the Hill (Talk to Chad then manual down the hill)
- 8.Sticker 3 No Skate Signs (Talk to Chad then slap the 3 no skate signs)
- 9.Combo the Logs (Talk to Steve-O then grind the 3 logs in one combo)
- 10.Tag the 3 Spots (Talk to the Tagger and tag the 3 spots)
- 11.Team: Transfer Entrance (Talk to Rodney then grind the fence on the very west side of the level and transfer over the entrance)
- 12.Team: Transfer Entrance (Pick a pro, talk to Rodney, then get the gap)
- 13.Team: Biggest Pool Grind (Talk to Rodney then grind the southeast pool)
- 14.Team: Biggest Pool Grind (Pick a pro, talk to Tony, then grind the pool)
- 15.Team: Manual Across Roof (Talk to Rodney then manual over the hump in the roof)
- 16.Team: Manual Across Roof (Pick a pro, talk to Rodney, then manual the roof)
- 17.Smith Around the Big Pool (Talk to Wee-Man as a pro, then smith around the big pool. Push Down+Left A to Smith)
- 18.H-O-R-S-E Challenge (Pick a pro, talk to Wee-Man then do the HORSE challenge.)
- 19.Combo 175,000 on Fire (Pick a pro, talk to Bob, then combo 175,000 on fire)
- 20.Score 40,000 with Scooter (Talk to Bob as a pro, then get a 40,000 combo with the scooter)
- 21.Grind from Top to Bottom (Talk to Natas as a pro, then grind the ledge from the top to the bottom)
- 22.Cart Race (Pick a pro, talk to Natas, then do the cart race. Go straight to get the first one, then go down the hill to get 4 more, then get into the pool to get one, then get the 3 on the edge of the pool, transfer out to get one west of the pool, then go up the QP to get the last one)
- 23.Tantrum 75,000 (Pick a pro, talk to Phil, then tantrum 75,000 points)
- 24.Captain Says (Pick a pro, talk to Phil, and do the tricks he says)
- 25.Tony Big Drop 900 (Talk to Bam as Tony, then do an indy 900 over the big drop. For him it is Right Down+R)
- 26.Combo 200,000 with Focus (Talk to Koston then get a 200,000 combo with focus)

2.1 - ARCADE MODE

These are 2 minute runs like the old THPS games. Your custom skater's stats are reset for arcade mode.

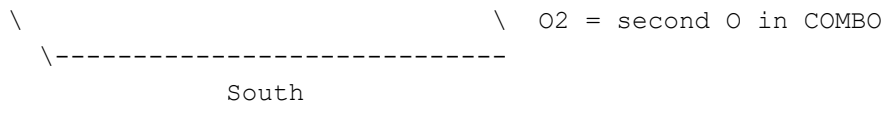
BOSTON

```

          North
-----
|          T    A          \
|          K    \
\          H          \      East
\          E    C    H    \
\          O1          Z    \
\          H          \
West \          M    B    O2    S    \
      \          Big Dig          H    \

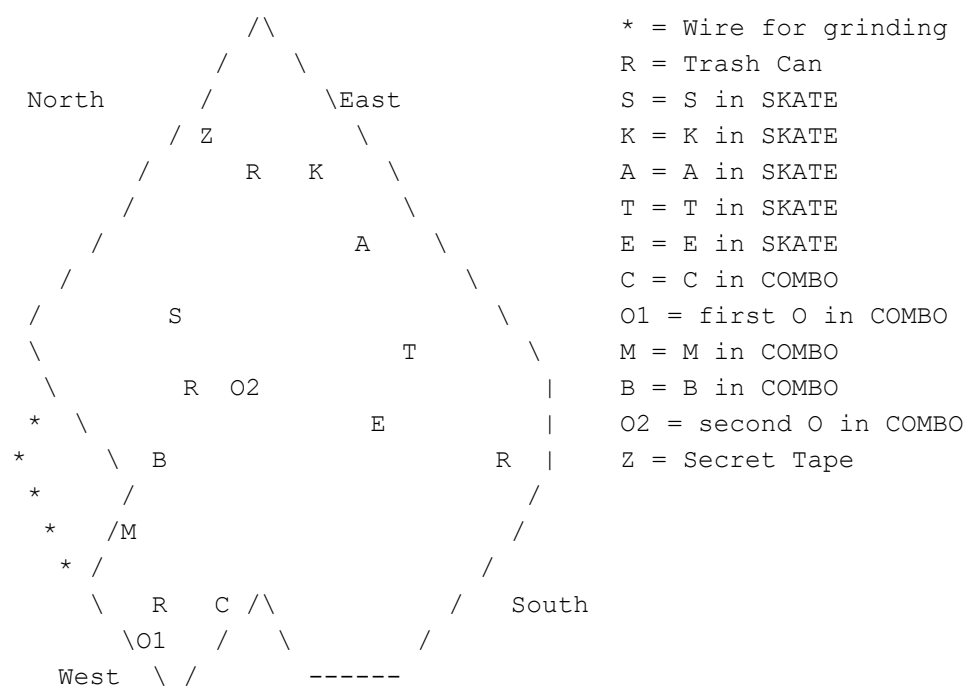
```

H = Fire Hydrant
S = S in SKATE
K = K in SKATE
A = A in SKATE
T = T in SKATE
E = E in SKATE
Z = Secret Tape
C = C in COMBO
O1 = first O in COMBO
M = M in COMBO
B = B in COMBO



- 1.High Score 20,000 (These should be pretty straightforward. Grind, do flip tricks, grab tricks, flatland, lip, manual, whatever you need to do to get the points)
- 2.Pro Score 35,000 (Get 35,000 points)
- 3.Sick Score 50,000 (Get 50,000 points)
- 4.Pro Combo Score 5,000 (Get a 5000 combo)
- 5.Sick Combo Score 15,000 (Get a 15,000 combo)
- 6.Collect S-K-A-T-E (Get all the SKATE letters)
- 7.Collect C-O-M-B-O (Get the COMBO letters in one combo. Just get the C and keep grinding around to get the rest of the letters)
- 8.Kickflip the Big Dig Gap (Get the Big Dig Gap in the south part of the level and kickflip, Left+L)
- 9.Natas Spin the Fire Hydrants (Natas Spin the 4 Hydrants)
- 10.Find the Secret Tape (You can see on the map, you need to air up the ramp on the east side to get the tape)

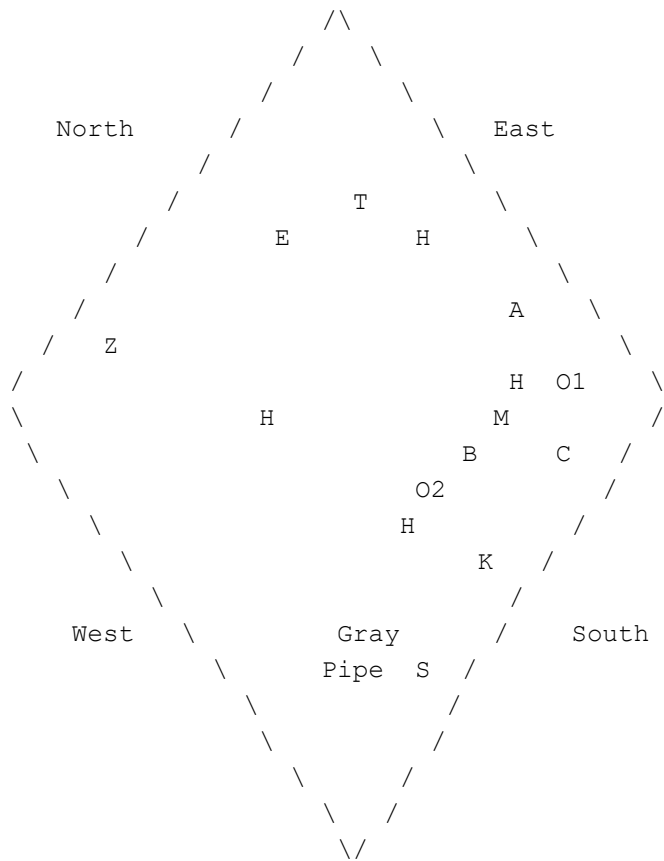
BARCELONA



- * = Wire for grinding
- R = Trash Can
- S = S in SKATE
- K = K in SKATE
- A = A in SKATE
- T = T in SKATE
- E = E in SKATE
- C = C in COMBO
- O1 = first O in COMBO
- M = M in COMBO
- B = B in COMBO
- O2 = second O in COMBO
- Z = Secret Tape

- 1.High Score 40,000
- 2.Pro Score 65,000
- 3.Sick Score 80,000
- 4.Pro Combo Score 20,000
- 5.Sick Combo Score 30,000
- 6.Collect S-K-A-T-E
- 7.Collect C-O-M-B-O (Grind the Rail to get the C, keep grinding to get the O and the M, then ollie off and manual to get the B, then go east across the road to get the last O)
- 8.Heelflip the Bancas Grind Hop (Find the Green benches and heelflip them by pushing Right+L)
- 9.Natas Spin the Trashcans
- 10.Find the Secret Tape (It is on the north side of the level, you need to spine transfer onto the roof)

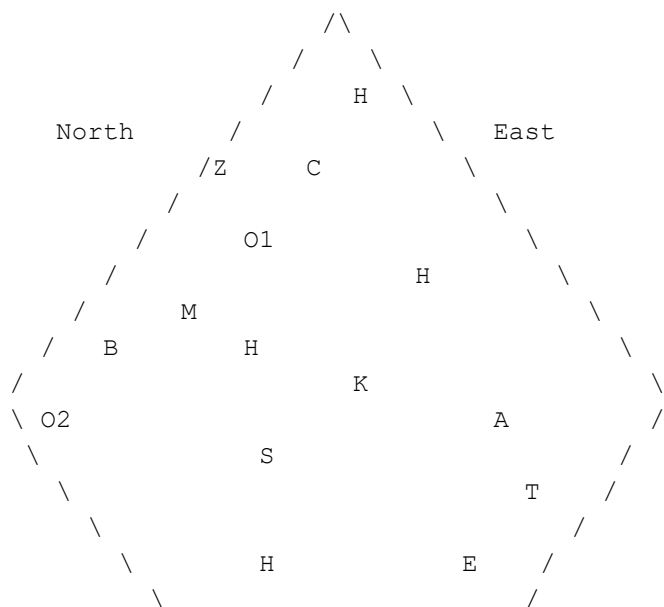
BERLIN



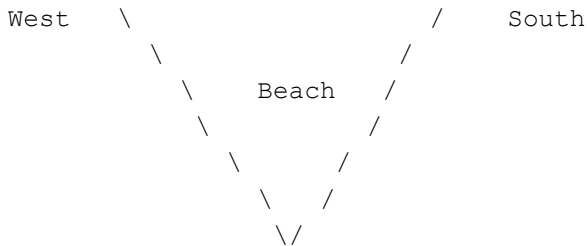
- S = S in SKATE
- K = K in SKATE
- A = A in SKATE
- T = T in SKATE
- E = E in SKATE
- C = C in COMBO
- O1 = first O in COMBO
- M = M in COMBO
- B = B in COMBO
- O2 = second O in COMBO
- H = Fire Hydrant
- Z = Secret Tape

- 1.High Score 70,000
- 2.Pro Score 100,000
- 3.Sick Score 140,000
- 4.Pro Combo Score 40,000
- 5.Sick Combo Score 70,000
- 6.Collect S-K-A-T-E
- 7.Collect C-O-M-B-O (Grind the ledge with the C going east, follow it around to get the O, ollie off at the corner and manual to get the M, grind the curb going west then keep going west to get the B and the O)
- 8.5-O the Gray Pipe (5-O the gray pipe in the southwest part of the level, this is the same goal from story mode)
- 9.Natas Spin the Fire Hydrants
- 10.Find the Secret Tape (Spine transfer onto the roof in the northwest)

AUSTRALIA

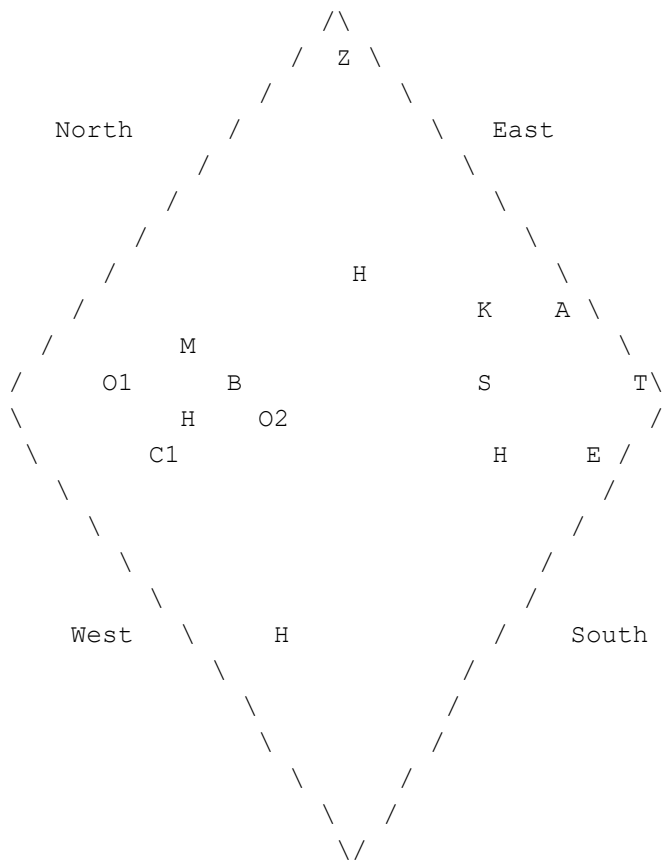


- H = Fire Hydrant
- S = S in SKATE
- K = K in SKATE
- A = A in SKATE
- T = T in SKATE
- E = E in SKATE
- C = C in COMBO
- O1 = first O in COMBO
- M = M in COMBO
- B = B in COMBO
- O2 = second O in COMBO
- Z = Secret Tape



- 1.High Score 125,000
- 2.Pro Score 170,000
- 3.Sick Score 225,000
- 4.Pro Combo Score 80,000
- 5.Sick Combo Score 100,000
- 6.Collect S-K-A-T-E
- 7.Collect C-O-M-B-O (Grind the rail with the C going west, then keep going west grinding and manualing until you get the M, then go north a little, grind the bottom stair to get the B then jump off, manual, and go up the QP to get the O)
- 8.Bluntslide the Steps Grind (Go to the part with the big set of stairs and bluntslide, Down Down+A, the middle rail. This is the rail with the letter K on it)
- 9.Natas Spin the Fire Hydrants
- 10.Find the Secret Tape (Go to the north side of the level and spine transfer onto the pink platform)

SUBURBIA



- S = S in SKATE
- K = K in SkATE
- A = A in SKATE
- T = T in SKATE
- E = E in SKATE
- C = C in COMBO
- O1 = first O in COMBO
- M = M in COMBO
- B = B in COMBO
- O2 = second O in COMBO
- H = Fire Hydrant
- Z = Secret Tape

- 1.High Score 180,000
- 2.Pro Score 275,000
- 3.Sick Score 320,000
- 4.Pro Combo Score 125,000
- 5.Sick Combo Score 175,000
- 6.Collect S-K-A-T-E
- 7.Collect C-O-M-B-O (Go up the red and white striped ramp in the northwest

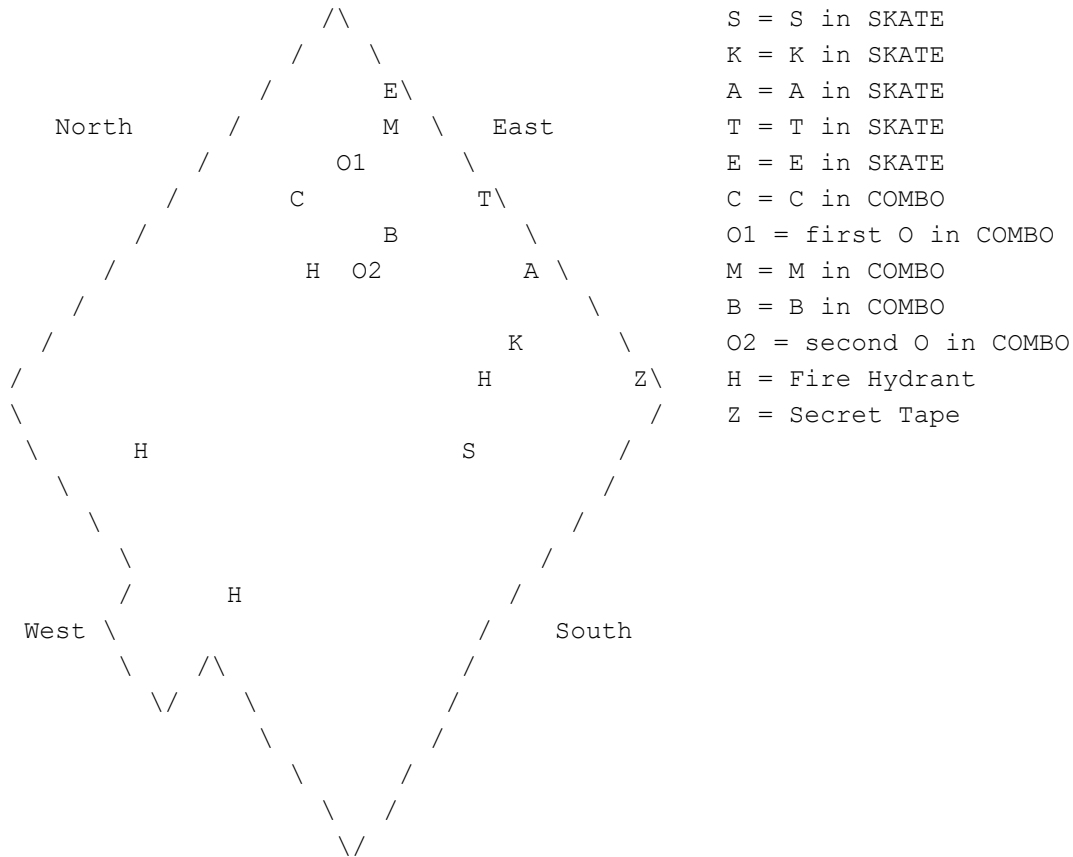
section of the level, grind the ledge to get the C going north. Keep grinding to get the O and the M, then jump off to the east a little, go up the QP to get the B, then go southeast up the QP to get the last O)

8.Rocket Air the Tiny Transfer (Go to the east side of the level and go up the QP with the A on it. Do a rocket air and land on the other side. Up Up+R)

9.Natas Spin the Fire Hydrants

10.Find the Secret Tape (Go to the northeast corner and air up the corner of the northeast pool)

NEW ORLEANS



1.High Score 350,000

2.Pro Score 400,000

3.Sick Score 450,000

4.Pro Combo Score 200,000

5.Sick Combo Score 250,000

6.Collect S-K-A-T-E


7.Collect C-O-M-B-O (Grind the QP going east to get the C, jump and grind the next one to get the first O, go up the QP to get the M, then go south and grind the ledge to get the B, then go west and jump to get the last O)

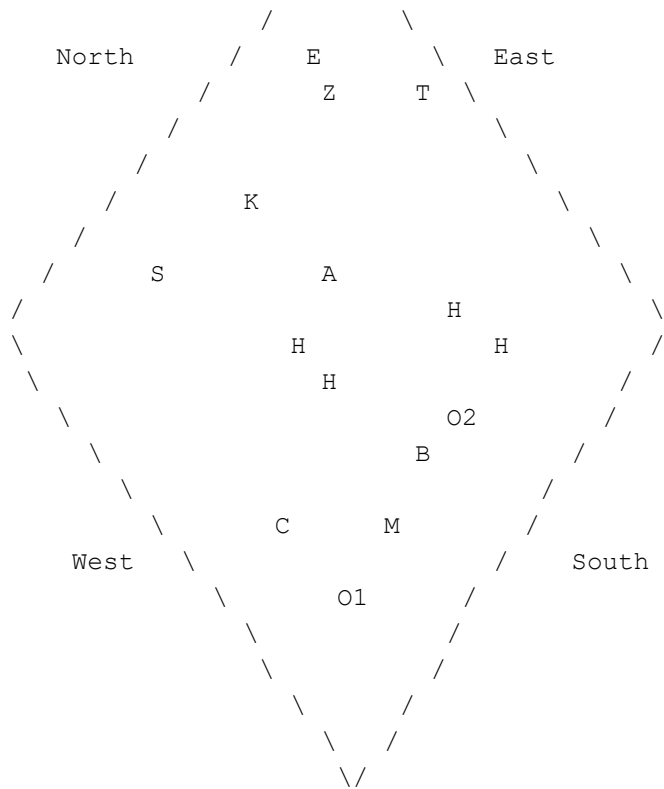
8.Nosebluntslide the Track (Go to the trolley track in the northwest section of the level and grind it with Up Up+R)

9.Natas Spin the Fire Hydrants

10.Find the Secret Tape (Get onto the roof in the southwest corner of the level to find the tape)

SKATOPIA





A = A in SKATE
 T = T in SKATE
 E = E in SKATE
 C = C in COMBO
 O1 = first O in COMBO
 M = M in COMBO
 B = B in COMBO
 O2 = second O in COMBO
 H = Chimney
 Z = Secret Tape

- 1.High Score 425,000
- 2.Pro Score 500,000
- 3.Sick Score 550,000
- 4.Pro Combo Score 300,000
- 5.Sick Combo Score 375,000
- 6.Collect S-K-A-T-E
- 7.Collect C-O-M-B-O (Grind the edge of the QP going south to get the C, then jump off at the corner and land on the ledge with the first O and grind it, then jump off, manual, and spine transfer over the QP to get the M, then go up the QP to get the B and grind the edge of the pool until you get the last O)
- 8.Airwalk the Big Drop Transfer (Go to the northeast corner of the level and grind the pipes west to line up, then transfer over the QP and airwalk, which is Down Down+R)
- 9.Natas Spin the Chimneys
- 10.Find the Secret Tape (Go to the northeast corner and skate south of the letter E)

3.0 - CHARACTERS

Custom Skater

-Stats (all start at zero)

Air

Ollie

Speed

Spin

Switch

Rail

Lip

Manual

-Specials

Overturn - Down Left A

Dbl. Kickflip to Indy - Left Down L

Kickflip Backflip - Left Up L
Indy 900 - Right Down R

Tony Hawk

-Stats

Air *****
Ollie ***
Speed *****
Spin *****
Switch ****
Rail *****
Lip *****
Manual ***

-Specials

Overturn - Down Left A
Dbl. Kickflip to Indy - Left Down L
Kickflip Backflip - Left Up L
Indy 900 - Right Down R

Bob Burnquist

-Stats

Air *****
Ollie ****
Speed *****
Spin *****
Switch *****
Rail **
Lip *****
Manual ***

-Specials

Rocket Tailslide - Up Down A
The Fandangle - Right Down R
Racket Air - Left Down R
FS 540 - Right Left R

Eric Koston

-Stats

Air ****
Ollie *****
Speed ****
Spin ****
Switch *****
Rail *****
Lip ***
Manual *****

-Specials

Falcon Slide - Left Right A
The Fandangle - Right Down A
Pizza Guy - Down Left R
No Comply 360 Shove - Right Up A

Bam Margera

-Stats

Air ****
Ollie *****
Speed *****
Spin *****
Switch *****
Rail *****
Lip ***

Manual ****

-Specials

Russian Boneless - Left Right A

540 Tailwhip - Up Left L

The Jackass - Down Up L

Christ Air - Left Right R

Rodney Mullen

-Stats

Air **

Ollie *****

Speed ***

Spin *****

Switch *****

Rail *****

Lip **

Manual *****

-Specials

Heelflip Darkslide - Right Left A

5-O F.Flip Nosegrind - Left Right A

Gazelle Underflip - Up Down L

Half Cab Imposs. - Down Right A

Chad Muska

-Stats

Air ****

Ollie *****

Speed *****

Spin *****

Switch *****

Rail *****

Lip ***

Manual ***

-Specials

Nosegrab Tailslide - Up Down A

Mute Backflip - Up Down R

Fingerflip Airwalk - Left Right R

Muska Nose Man. - Right Up A

Mike Valley

-Stats

Air *****

Ollie *****

Speed *****

Spin *****

Switch *****

Rail *****

Lip *****

Manual *****

-Specials

Five-O F.Flip Nosegrind - Left Right A

Heelflip Darkslide - Right Left A

FS 540 - Right Left R

Indy Backflip - Up Down R

Eric Sparrow

-Stats

Air *****

Ollie ****

Speed *****

Spin *****
Switch *****
Rail **
Lip *****
Manual ***

-Specials

Crook Big Spin Crook - Right Down A
Double Hardflip - Right Down L
One Foot Japan - Up Right R
One Foot Nose Man. - Left Up A

Big Foot

-Stats

Air *****
Ollie *****
Speed *****
Spin *****
Switch *****
Rail *****
Lip *****
Manual *****

-Specials

Rocket Tailslide - Up Down A
The Fandangle - Right Down A
Racket Air - Left Down R
FS 540 - Right Left R

Wee-Bones

-Stats

Air *****
Ollie *****
Speed *****
Spin *****
Switch *****
Rail *****
Lip *****
Manual *****

-Specials

Russian Boneless - Left Right A
540 Tailwhip - Up Left L
The Jackass - Doen Up L
Christ Air - Left Right R

You can't skate as these people. They give you tasks.

(Phil Margera)
(Rollerblader)
(Steve-O)
(Wee-Man)
(Paulie)
(Tourist)
(Justin)
(Tagger)
(Natas)
(Jesse)
(Cop)
(Ian)

Arcade Mode

Beat arcade mode with 1 skater to get Stud Mode
Beat arcade mode with 2 skaters to get Perfect Rail Balance
Beat arcade mode with 3 skaters to get Always Special
Beat arcade mode with 4 skaters to get Perfect Manual Balance
Beat arcade mode with 5 skaters to get Moon Physics
Beat arcade mode with 6 skaters to get Perfect Lip Balance
Beat arcade mode with 7 skaters to get Jet Pack Mode
Beat arcade mode with 8 skaters to get Matrix Mode
Beat arcade mode with 9 skaters to get Turbo Mode
Beat arcade mode with 10 skaters to get Mini Mode

There are mini-games you can play to unlock stuff.

Tennis Shooter

Beat Level 5 to get Tony Hawk
Beat Level 10 to get Bob Burnquist
Beat Level 15 to get Eric Koston
Beat Level 20 to get Bam Margera
Beat Level 25 to get Rodney Mullen
Beat Level 30 to get Chad Muska
Beat Level 35 to get Mike Valley
Beat Level 39 to get Eric Sparrow
Beat Level 40 to get Big Foot
Beat Level 41 to get Wee-Bones

Stylin'

Beat Level 1 to get Stud Mode
Beat Level 2 to get Perfect Rail Balance
Beat Level 3 to get Always Special
Beat Level 4 to get Perfect Manual Balance
Beat Level 5 to get Moon Physics
Beat Level 6 to get Perfect Lip Balance
Beat Level 7 to get Jet Pack Mode
Beat Level 8 to get Matrix Mode
Beat Level 9 to get Turbo Mode
Beat Level 10 to get Mini Mode

Tagging

Beat Level 1 to get New Graffiti (Green Arrows)
Beat Level 2 to get New Graffiti (Grey Letters)
Beat Level 3 to get New Graffiti (Monkey)
Beat Level 4 to get New Graffiti (DJ)
Beat Level 5 to get New Graffiti (Black Inkblot)

4.1 - MINIGAMES

Tennis Shooter

The purpose of the game is to shoot pedestrians with tennis balls.
You are not supposed to shoot the fellow skaters. You move around the target with the control pad and shoot the skaters by holding and releasing A. Hold A longer to shoot further.

- 50 points for entering ollieing skater
- 25 points for ollieing skater
- 10 points for skating skater
- 5 points for walking female
- 5 points and 5 balls for bucket of tennis balls
- 10 points for walking male

15 points for rollerblader
25 points for cop
35 points for bungee jumper

Stylin'

This is a game where you get into a manual and do a bunch of different flatland tricks. The button combinations for the tricks fall down the screen and you need to do them before they fall.

Tagging

This is a weird game where there are 4 rings. Circles fall into the rings and you need to push the button on the circle when it hits the ring. You get a set amount of misses allowed each time and you need to get the rings to move all the way up because each one represents a space to spraypaint.

5.0 - GAPS

Boston

Hydrant One - Natas Spin the southeast hydrant.
You'll get this in story mode in goal 36.

Hydrant Two - Natas Spin the southwest hydrant.
You'll get this in story mode in goal 36.

Hydrant Three - Natas Spin the northwest hydrant.
You'll get this in story mode in goal 36.

Hydrant Four - Natas Spin the northeast hydrant.
You'll get this in story mode in goal 36.

Tiny Road - Do a manual over the tiny road at the south side of the level.
You'll get this in story mode in goal 2.

Statehouse Gap - Find the X at the north side of the level, then skate up one of the QP's on the side, and land on the other side.
You'll get this in story mode in goal 19.

Washington's Lip - Lip trick the statue in the middle of the level.
You'll get this in story mode in goal 25.

Park Steps Gap - Ollie over the steps just north of the statue.
You'll get this in story mode in goal 28.

Pool Grind - Grind around the southwest pool.
You'll get this in story mode in goal 31.

Transplant Grind - Grind around the heart-shaped edge just southeast of the statue.
You'll get this in story mode in goal 40.

Cardiac Grind - Grind around the heart-shaped edge just southwest of the statue.
You'll get this in story mode in goal 40.

Cannon Grind - Grind the cannon south of the statue.
You'll get this in story mode in goal 42.

Pipes and Wood - Go to the construction area in the south side of the level and grind the northern pipes. Jump and grind the wooden ramp that leads to the bricks.

You'll get this in story mode in goal 35.

Subway Token - Liptrick the subway in the southeast section of the level.

You'll get this in story mode in goal 41.

Big Dig - Go to the south side of the level where you can see a ramp made of stone and a ramp made of boards with bricks on the side. Ollie off one and land on the other one.

You'll get this in arcade mode.

Barcelona

Trashcan One - Natas Spin the trash can on the west side of the level.

Trashcan Two - Natas Spin the middle trash can.

Trashcan Three - Natas Spin the southeast trash can.

You'll probably get this in story mode in goal 13.

Trashcan Four - Natas Spin the northeast trash can.

Train Delayed - Liptrick the train station at the north side of the level, east of the road.

You'll get this in story mode in goal 5.

Lizard Ramp - Do a manual down the ramp next to the lizard.

You'll get this in story mode in goal 8.

Lizard Hop - Go to the east side of the level up high, then grind the beam that has a fork in it, grind it, ollie, and grind the lizard.

You'll get this in story mode in goal 11.

Lizard Pool - Grind the edge of the pool that surrounds the lizard.

You'll get this in story mode in goal 15.

Buoy Line - Go to the west side of the level, and grind the blue rail going north, ollie off when it curves and grind the line all the way.

You'll get this in story mode in goal 18.

Lizard Spine 1 - Spine transfer the QP northwest of the lizard.

You'll get this in story mode in goal 18.

Lizard Spine 2 - Spine transfer the QP north of the lizard.

You'll get this in story mode in goal 18.

Lizard Spine 3 - Spine transfer the QP southwest of the lizard.

You'll get this in story mode in goal 18.

Lizard Spine 4 - Spine transfer the QP south of the lizard.

You'll get this in story mode in goal 18.

Fountain Grind - In the southeast corner of the level, grind the ledge that surrounds the water.

You'll get this in story mode in goal 20.

Berlin

- Berlin Wall - Do a lip trick on the Berlin Wall (the wall with an X on it)
You'll get this in story mode in goal 1.
- Hydrant One - Natas Spin the northwest hydrant.
You'll get this in story mode in goal 5.
- Hydrant Two - Natas Spin the southeast hydrant.
You'll get this in story mode in goal 5.
- Hydrant Three - Natas Spin the northeast hydrant.
You'll get this in story mode in goal 5.
- Hydrant Four - Natas Spin the southwest hydrant.
You'll get this in story mode in goal 5.
- Building Front - Grind the ledge of the QP at the northeast level section.
You should get this in story mode in goal 4.
- Roof Vent Zwei - Get onto the north roof at the northeast part of the level
and grind the oval thing in the middle.
You'll get this in story mode in goal 8.
- Roof Vent Eins - Get onto the east roof at the northeast section and grind
the oval thing in the middle.
You'll get this in story mode in goal 8.
- Gray Ramp - Go to the Southeast part of the level where there is an
underground section. Manual down the ramp to that section.
You'll get this in goal 13.
- Gray Pipe - Go to the southwest part of the level and grind the pipe.
You'll get this in goal 22.

Australia

- Is it Sidney? - In the west side of the level, around the middle, there is a
ramp that goes up and down going west to east. Grind the
middle of the ramp on one side, then ollie and land in a
grind on the other side.
You might get this in story mode in goal 4.
- Kangaroo Rail - Right next to a southeast hydrant, there are 2 rails that
curve at the west end. Grind one of these rails.
You might get this in story mode in goal 4.
- Hydrant One - Natas Spin the northwest hydrant.
You'll get this in story mode in goal 9.
- Hydrant Two - Natas Spin the northeast hydrant.
You'll get this in story mode in goal 9.
- Hydrant Three - Natas Spin the southeast hydrant.
You'll get this in story mode in goal 9.
- Hydrant Four - Natas Spin the southwest hydrant.
You'll get this in story mode in goal 9.

Lifeguard's Tower - There is a lifeguard tower in the west side of the level near the middle. Grind the ledge around it.
You'll get this in story mode in goal 8.

Koala Fountain - Grind the Koala fountain in the east side of the level, south of the road.
You'll get this in story mode in goal 11.

Tunnel - There is a ramp going up and down (the same one in the "Is it Sidney" goal). Air up the QP on the west or east side and land on the other side.
You'll get this in story mode in goal 13.

Central Steps - Find the big set of stairs with a rail in the middle. Ollie down these steps.
You'll get this in story mode in goal 21.

Steps Grind - Go to the big set of stairs and grind the middle rail.
You'll get this in arcade mode.

Suburbia

Trailer Gap - Go to the northwest part of the level and find the QPs with a trailer between them. Transfer from one side to the other.
You'll get this in story mode in goal 5.

Hydrant One - Natas Spin the northeast hydrant.
You'll get this in story mode in goal 2.

Hydrant Two - Natas Spin the southeast hydrant.
You'll get this in story mode in goal 2.

Hydrant Three - Natas Spin the northwest hydrant.
You'll get this in story mode in goal 2.

Hydrant Four - Natas Spin the southwest hydrant.
You'll get this in story mode in goal 2.

Table - There is a table above a QP just northeast of the Utopia sign. Do a liptrick on the table
You'll get this in story mode in goal 11.

Humps - Find the wavy platform in the southeast section of the level and do a manual all the way across.
You'll get this in story mode in goal 13.

Construction Pool - Grind around the pool in the southwest section.
You'll get this in story mode in goal 15.

Creepy Pool - In the northeast yard, grind the southwest pool.
You'll get this in story mode in goal 22.

Creepier Pool - In the northeast yard, grind the northeast pool.
You'll get this in story mode in goal 22.

Spine - In the southeast yard, find the QP southeast of the pool and spine transfer it. It is just east of the wavy platform.
You'll get this in story mode in goal 24.

Backyard Pool - Grind the pool in the southeast yard.
You'll get this in story mode in goal 25.

New Orleans

Trolley Track - Go to the northwest section of the level and grind the track of the trolley.
You'll get this in story mode in goal 1.

Statue Spine - Find the statue in the northeast section of the level and do a spine transfer behind it.
You'll get this in story mode in goal 5.

Church Spine - This is the spine west of the Statue Spine. Do a spine transfer over the spine that is next to the street.
You'll get this in story mode in goal 5.

Waterfront Rail - Find the Rail on the west side of the level. Grind it, ollie and grind the small piece in the middle, and grind the other side. It runs north to south.
You'll get this in story mode in goal 8.

Trolley Gap - Go to the northwest corner of the level and do a QP transfer over the trolley.
You'll get this in story mode in goal 11.

South Vent - Go to the southeast corner of the level, on the roof and grind either of the vents there.
You'll get this in story mode in goal 21.

Building Gap - Go to the east side of the level on the roof with the helicopter landing, then skate south and ollie over the gap.
You'll get this in story mode in goal 15.

Cemetery Entrance - Go up the QP on one side of the cemetery entrance and land on the other side.
You'll get this in story mode in goal 17.

Cemetery Lip - Find the structure in the middle of the cemetery and do a lip trick on it.
You'll get this in story mode in goal 26.

Fountain - Find the round ledge with water in the middle near the corner of a road near the middle of the level and grind the ledge.
You'll get this in story mode in goal 20.

Hydrant One - Natas Spin the northeast hydrant.
You'll get this in story mode in goal 24.

Hydrant Two - Natas Spin the southeast hydrant.
You'll get this in story mode in goal 24.

Hydrant Three - Natas Spin the northwest hydrant.
You'll get this in story mode in goal 24.

Hydrant Four - Natas Spin the southwest hydrant.
You'll get this in story mode in goal 24.

Church to Cemetery - Do a manual from the churchyard entrance to the

cemetery entrance.

You'll get this in story mode in goal 25.

Skatopia

Wooden Step Gap - Find the house near the level entrance with the QPs with stairs between them and transfer those QPs.

You'll get this in story mode in goal 1.

Chimney One - Natas Spin the south chimney on the west building.

You'll get this in story mode in goal 2.

Chimney Two - Natas Spin the north chimney on the west building.

You'll get this in story mode in goal 2.

Chimney Three - Natas Spin the south chimney on the east building.

You'll get this in story mode in goal 2.

Chimney Four - Natas Spin the north chimney on the east building.

You'll get this in story mode in goal 2.

Over the Hill - Manual down the hill on the east side of the level.

You'll get this in story mode in goal 7.

Logs Hop - Grind the 3 logs in a row. They are in the southeast corner.

You'll get this in story mode in goal 9.

No Posers - Grind the fence on the west side going north or south, then jump over the gap and grind the other side.

You'll get this in story mode in goal 11.

Biggest Pool - Grind the edge of the pool in the southeast corner.

You'll get this in story mode in goal 13.

House Roof - Find the house (the one with the wooden steps), get on top and manual over the hump.

You'll get this in story mode in goal 15.

Top to Bottom - Grind the QP on the very east side of the level from the top of the hill to the bottom.

You'll get this in story mode in goal 21.

Big Drop - Go high up in the northeast corner, then skate west and spine transfer onto the lower QP.

You'll get this in story mode in goal 25.

6.0 - STATS

In story mode, your stats are all at their lowest. This is what you need to do to increase them. (Pause, then go to Skater Progress, then Stats to see)

Air

* = Do 2 grab tricks in 1 combo (to do a grab trick, ollie then push R with a directional button)

** = Do 3 grab tricks in 1 combo

*** = Do 4 grab tricks in 1 combo

**** = Do 5 grab tricks in 1 combo

***** = Do 6 grab tricks in 1 combo
***** = Do 7 grab tricks in 1 combo
***** = Do 8 grab tricks in 1 combo
***** = Do 9 grab tricks in 1 combo
***** = Do 10 grab tricks in 1 combo
***** = Do 11 grab tricks in 1 combo
***** = Do 12 grab tricks in 1 combo
***** = Do 13 grab tricks in 1 combo
***** = Do 14 grab tricks in 1 combo
***** = Do 15 grab tricks in 1 combo
***** = Do 16 grab tricks in 1 combo

Ollie

* = Do 2 flip tricks in 1 combo (to do a flip trick, ollie then push L with a directional button)

** = Do 3 flip tricks in 1 combo
*** = Do 4 flip tricks in 1 combo
**** = Do 5 flip tricks in 1 combo
***** = Do 6 flip tricks in 1 combo
***** = Do 7 flip tricks in 1 combo
***** = Do 8 flip tricks in 1 combo
***** = Do 9 flip tricks in 1 combo
***** = Do 10 flip tricks in 1 combo
***** = Do 11 flip tricks in 1 combo
***** = Do 12 flip tricks in 1 combo
***** = Do 13 flip tricks in 1 combo
***** = Do 14 flip tricks in 1 combo
***** = Do 15 flip tricks in 1 combo
***** = Do 16 flip tricks in 1 combo

Speed

* = Land a 5000 Point combo
** = Land a 10000 Point combo
*** = Land a 20000 Point combo
**** = Land a 30000 Point combo
***** = Land a 40000 Point combo
***** = Land a 60000 Point combo
***** = Land a 80000 Point combo
***** = Land a 100000 Point combo
***** = Land a 130000 Point combo
***** = Land a 160000 Point combo
***** = Land a 190000 Point combo
***** = Land a 230000 Point combo
***** = Land a 280000 Point combo
***** = Land a 350000 Point combo
***** = Land a 450000 Point combo

Spin

* = Use a 180 Spin in a 2000 Point combo (to 180 spin, hold right or left in the air until you rotate 180 degrees or push right or left twice in a row)

** = Use a 180 Spin in a 5000 Point combo
*** = Use a 360 Spin in a 8000 Point combo
**** = Use a 360 Spin in a 15000 Point combo
***** = Use a 360 Spin in a 25000 Point combo
***** = Use a 360 Spin in a 35000 Point combo
***** = Use a 360 Spin in a 50000 Point combo
***** = Use a 540 Spin in a 65000 Point combo
***** = Use a 540 Spin in a 85000 Point combo

***** = Use a 540 Spin in a 100000 Point combo
***** = Use a 540 Spin in a 140000 Point combo
***** = Use a 540 Spin in a 180000 Point combo
***** = Use a 720 Spin in a 200000 Point combo
***** = Use a 720 Spin in a 250000 Point combo
***** = Use a 720 Spin in a 300000 Point combo

Switch

* = Do a 3 trick combo
** = Do a 5 trick combo
*** = Do a 7 trick combo
**** = Do a 8 trick combo
***** = Do a 9 trick combo
***** = Do a 16 trick combo
***** = Do a 17 trick combo
***** = Do a 18 trick combo
***** = Do a 19 trick combo
***** = Do a 20 trick combo
***** = Do a 26 trick combo
***** = Do a 28 trick combo
***** = Do a 30 trick combo
***** = Do a 32 trick combo
***** = Do a 34 trick combo

Rail

* = Grind for 2 seconds (to grind, ollie onto a grindable surface like a rail, then push and hold A)
** = Grind for 3 seconds
*** = Grind for 4 seconds
**** = Grind for 6 seconds
***** = Grind for 7 seconds
***** = Grind for 9 seconds
***** = Grind for 10 seconds
***** = Grind for 11 seconds
***** = Grind for 12 seconds
***** = Grind for 15 seconds
***** = Grind for 16 seconds
***** = Grind for 17 seconds
***** = Grind for 18 seconds
***** = Grind for 19 seconds
***** = Grind for 20 seconds

Lip

* = Lip for 2 seconds (to lip, push and hold A at the top of a ramp)
** = Lip for 3 seconds
*** = Lip for 4 seconds
**** = Lip for 5 seconds
***** = Lip for 6 seconds
***** = Lip for 7 seconds
***** = Lip for 8 seconds
***** = Lip for 9 seconds
***** = Lip for 10 seconds
***** = Lip for 11 seconds
***** = Lip for 12 seconds
***** = Lip for 13 seconds
***** = Lip for 14 seconds
***** = Lip for 15 seconds
***** = Lip for 16 seconds

Manual

* = Manual for 2 seconds (ollie then push up then down or down then up)
** = Manual for 3 seconds
*** = Manual for 4 seconds
**** = Manual for 5 seconds
***** = Manual for 6 seconds
***** = Manual for 7 seconds
***** = Manual for 8 seconds
***** = Manual for 9 seconds
***** = Manual for 10 seconds
***** = Manual for 11 seconds
***** = Manual for 12 seconds
***** = Manual for 13 seconds
***** = Manual for 14 seconds
***** = Manual for 15 seconds
***** = Manual for 16 seconds

7.0 - CREDITS

I would like to thank the following people/companies:

Gamefaqs, CJayC, anyone responsible for making the GBA, Activision, Nintendo, Vicarious Visions, Tony Hawk, Eric Koston, Bam Margera, Rodney Mullen, Chad Muska, Mike Valley, Steve-O, Wee-Man, Phil Margera, Jackass, Bob Burnquist, and anyone responsible for making this game.

8.0 - LEGAL INFO

No portion of this FAQ may be reproduced without e-mail permission from me unless otherwise noted. You may contact me at FastaKilla@excite.com for any questions, comments, additions, corrections, or authorizations. This document may not be sold or used for profit.

(c) 2004 Tony Hawk's Underground 2 is a trademark of Activision Inc. and its affiliates.

This walkthrough is not authorized by, endorsed, or associated in any way with Tony Hawk, Activision, or Nintendo.

This walkthrough is Copyright © 2005 by Fasta Killa.

This document is copyright Fasta Killa and hosted by VGM with permission.